



# BANKURA UNIVERSITY

(West Bengal Act XIX of 2013- Bankura University Act, 2013)

Main Campus, P.O.: Purandarpur, Dist.: Bankura,

Pin- 722155, West Bengal

**Office of the Controller of Examinations**

Ref. No.: BKU/CE/UG/569/2021

Date: 12.12.2021

## NOTIFICATION

**Subject: Enrolment form fill-up of UG Semester III & V Honours & Programme students in relation to UG Odd Semester Examinations of the A.Y. 2021 – 22**

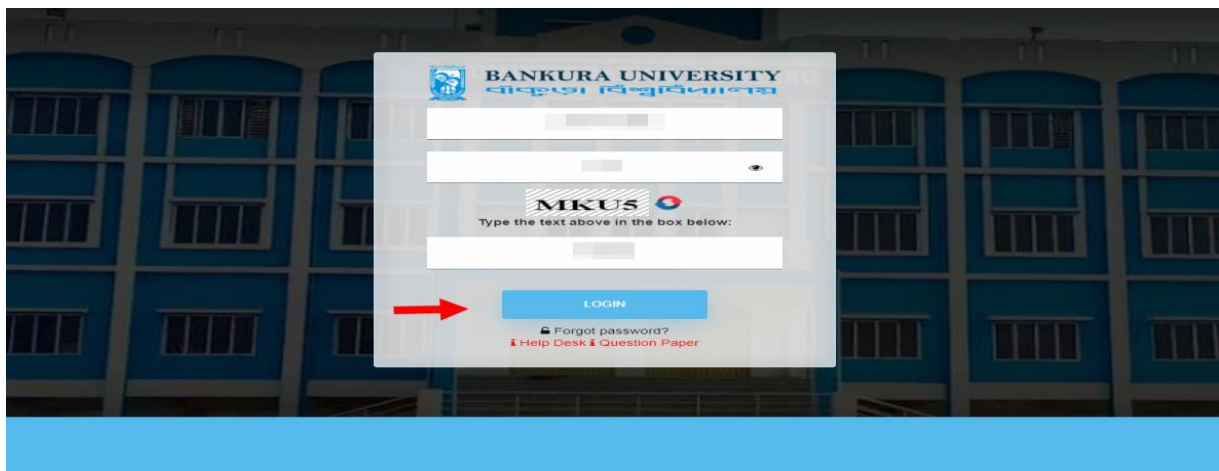
As directed, it is hereby notified for information of all concerned that **Enrolment form fill-up of UG Semester III & V Honours & Programme students in relation to UG Even Semester Examinations of the A.Y. 2021 – 22** has to be completed online at Bankura University exam portal. All the students are advised to select their subjects carefully and submit online. **The enrolment portal will remain live on and from 14.12.2021 to 21.12.2021.** Students have to pay the enrolment fees at their own colleges.

Enrolment Fees: **Rs 100/-** for all UG Semesters III & V students (both Honours & Programme)

If there is any error / wrong filling up of Enrolment Form, students are advised to contact their colleges for necessary correction.

**Procedure for the Enrolment form fill-up of UG Semester III & V Honours & Programme students in relation to UG Even Semester Examinations of the A.Y. 2021 – 22**

**Step 1:** Using **UID & Password**, which you have used during filling up the odd semester exam form, and entering the **Captcha** login to Bankura University Examination portal.



**Step 2:** In the pop-up window if the information is correct then click on **Skip** else provide the information and click on **Update**.

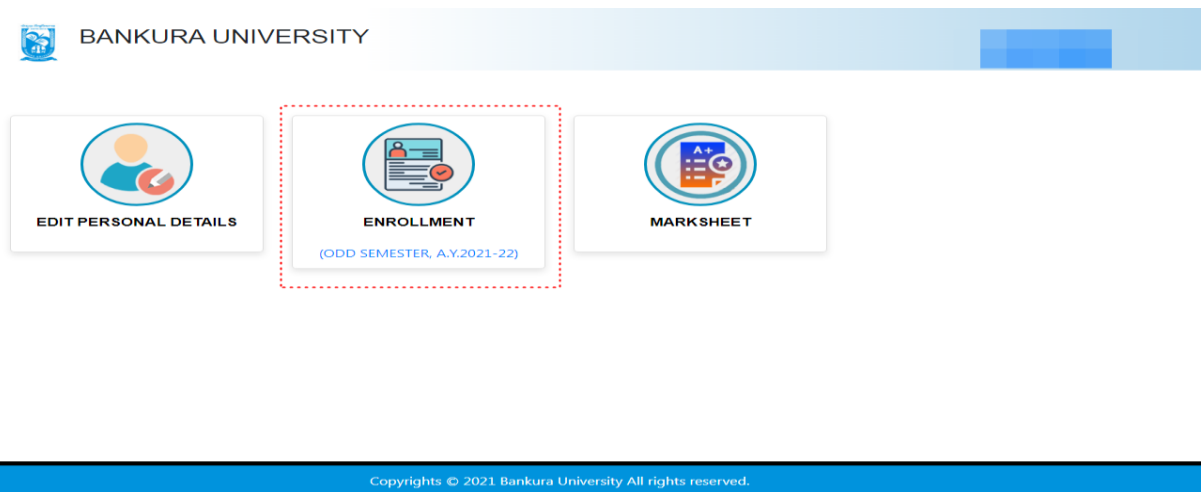
**Name :**

**E-Mail :**

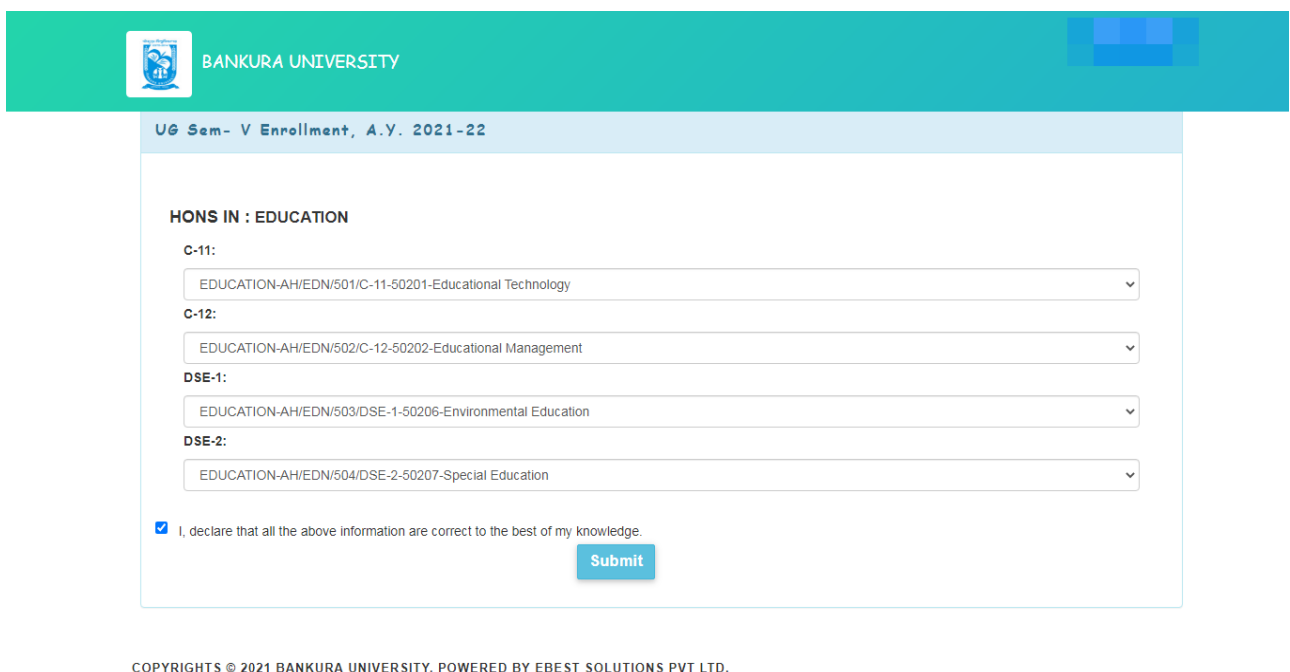
**Mobile No. :**

**Address :**

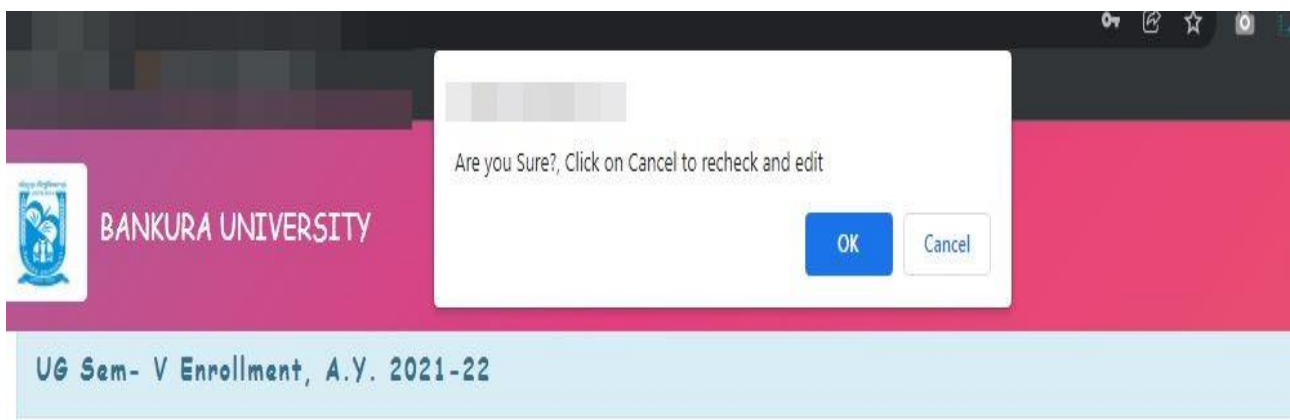
**Step 3:** Click on **Enrollment**.



**Step 4:** Select the subject corresponding to each window carefully, especially when a subject is to be selected among multiple subjects. For any confusion during selection of subjects a student may contact with her/his own college. Click on the **Check Box** then on **Submit** button to proceed further.



**Step 5:** A Confirmation dialogue box appears on the screen. Click on **OK** to proceed or on **Cancel** to edit the subjects.



**Step 6:** The following screen containing selected subjects and an information regarding the process will appear. Click on the **Download** button to continue else you may also exit without downloading the form by clicking on **Exit**.



Selected courses during the enrollment process for this odd semester examination of the A. Y. 2021-22



Name: [Redacted]  
Stream: [Redacted]  
Sem: V

UID Number: [Redacted]  
Subject: EDUCATION  
Institute: [Redacted]

Course Type	Course Id	Course Code	Course Title
C-11	50201	AH/EDN/501/C-11	Educational Technology
C-12	50202	AH/EDN/502/C-12	Educational Management
DSE-1	50206	AH/EDN/503/DSE-1	Environmental Education
DSE-2	50207	AH/EDN/504/DSE-2	Special Education

You have chosen the courses for this odd semester of the A. Y. 2021-22 successfully. Now contact with your college to pay the enrollment fees. Thereafter the process will be completed by the approval of your college authority. Finally you can take the print out of your filled up enrollment form by logging into your university exam portal account.

২০২১-২২ শিক্ষাবর্ষের এই odd সেমিস্টারে সাবজেক্ট সিলেকশন সফলতার সঙ্গে হয়েছে। এবার কলেজে যোগাযোগ করে এনরোলমেন্ট ফিজ পেমেন্ট করতে হবে। তারপরে কলেজ থেকে অনুমোদন (অ্যাপ্রভ) করলে এনরোলমেন্ট প্রসেস সম্পূর্ণ হবে। এরপর বিশ্ববিদ্যালয় এর এক্সাম পোর্টাল এ লগইন করে এনরোলমেন্ট ফর্ম প্রিন্ট করে নেওয়া যেতে পারে।

Signature of the Candidate

[Redacted Signature]

Download Exit

**Step 7:** Once you click on **Download** the following screen will appear. On the screen click on the **Save** button to save the form on your device. If you don't want to save the form then click on **Cancel**.

**Step 8:** After saving the file you will be redirected to the prior screen. Click on **Exit**. The following screen will appear. Click on **OK** button to exit from the portal.

**STEP 9:** A student must contact with her/his college to pay the enrolment fees. After the payment of enrolment fees and then by the approval of the college authority the enrolment process will be completed. The student will have to login again to the University exam portal using the same log in credentials to check the status of enrollment.



**Step 10:** Click on the above link to download the Enrollment Slip. Click on **Print** to save the document as PDF on your device.

**Receipt for Enrollment in Semester V of the Academic Year 2021-22 for degree in EDUCATION(HONS)**

\_\_\_\_\_ has applied for enrollment in the following subjects in Semester V of the Academic Year 2021-22

Course Type	Course Id	Course Code	Course Title
C-11	50201	AH/EDN/501/C-11	Educational Technology
C-12	50202	AH/EDN/502/C-12	Educational Management
DSE-1	50206	AH/EDN/503/DSE-1	Environmental Education
DSE-2	50207	AH/EDN/504/DSE-2	Special Education

(Signature of the Candidate)

Sd/-  
Controller of Examinations  
Bankura University

**Print**

Copyrights © 2021 Bankura University All rights reserved.

Sd/-

Dr. Shibaji Panda  
Controller of Examinations

Copy to:

1. The Registrar, Bankura University
2. The Dean, Bankura University
3. The Inspector of Colleges, Bankura University
4. All Principals/TiCs/OiCs of affiliated colleges of Bankura University
5. The Secretary, Faculty Council for Under-Graduate Studies
6. The Co-ordinator Santali Vernacular, Bankura University
7. The Secretary to the Hon'ble Vice Chancellor, Bankura University
8. Guard File